

**MADANAPALLE INSTITUTE OF TECHNOLOGY & SCIENCE  
(UGC-AUTONOMOUS)**

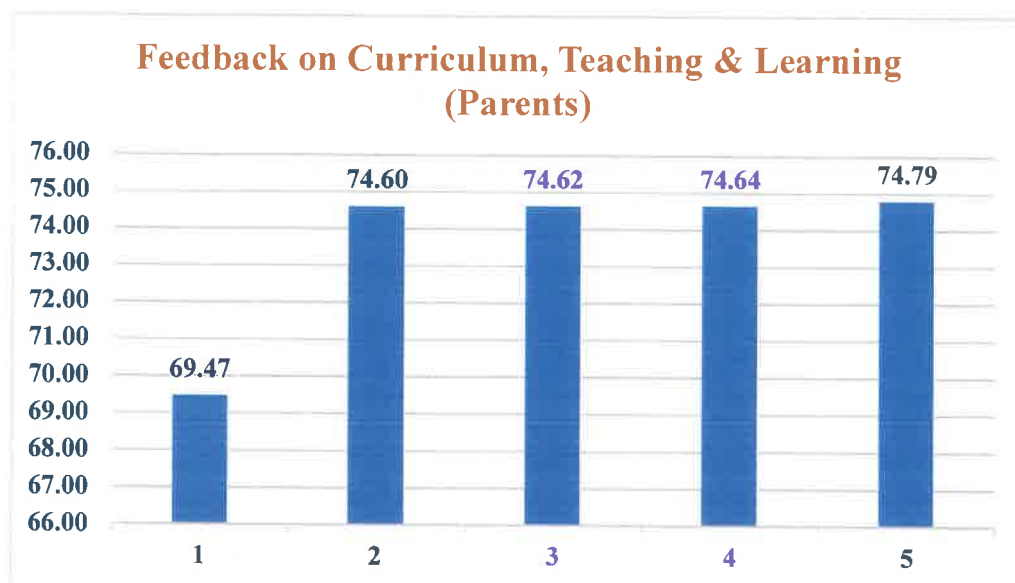
**DEPARTMENT OF ELECTRICAL & ELECTRONICS ENGINEERING**

**Feedback on Curriculum, Teaching & Learning 2025-26**

Programme: **B.Tech.**

Branch : **Electrical and Electronics Engineering**

5-To a More than adequate/Excellent/Exceptional/90% to 100% 4-To an Adequate/Very Good/More than adequate/Good/80% to 90% 3-To an Inadequate/Adequate/Average/70% to 80% 2-To a Challenging/Average/Inadequate/Poor/Less than 70% 1-To a Dull/Poor/Very Poor								
S.No.	From Parents	5	4	3	2	1	Attainment	% of Attainment
1	Rate the events participated by your ward such as Guest Lectures/ Workshops/Seminars/Webinars to enrich the Curriculum.	84	15	26	84	0	0.69	69.47
2	Rate the Internship undergone by your ward to fill the gap in the curriculum	83	71	0	72	0	0.75	74.60
3	Rate the MOUs linked with Industry.	82	70	0	71	0	0.75	74.62
4	Rate the Industrial visits undergone by your ward to enrich the curriculum.	81	69	0	70	0	0.75	74.64
5	Rate the Additional courses / Training / Certificate Courses provided by the Institution to your ward.	81	69	0	69	0	0.75	74.79

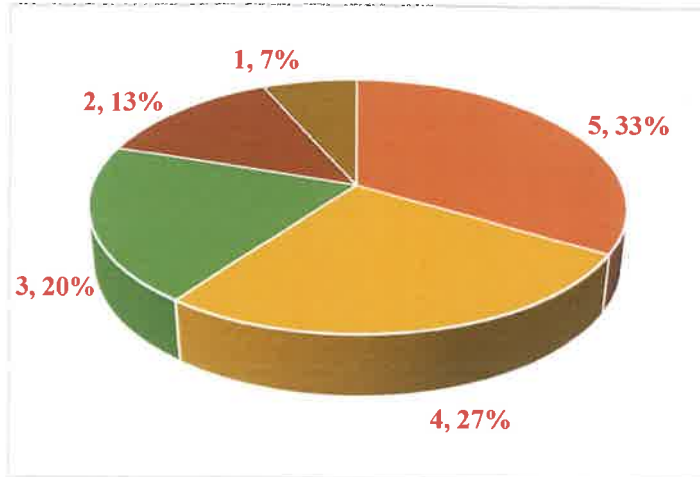


*V B*  
**Faculty Incharge**  
Dr. V B Thurai Raaj

*P Manavaalan*  
**HOD/EEE**  
Dr. Manavaalan G

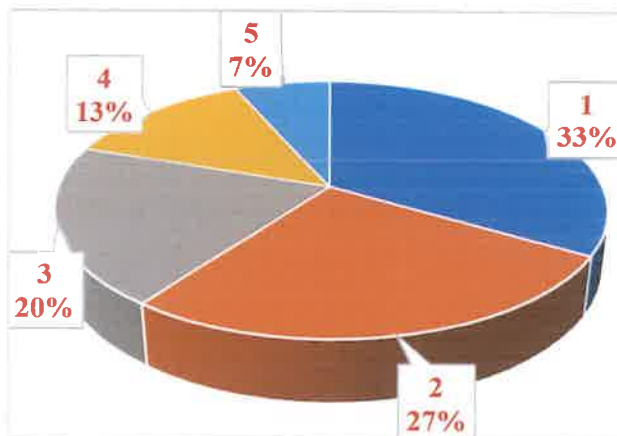
*P. Karthikeyan*  
**PRINCIPAL**  
Madanapalle Institute of  
Technology & Science  
MADANAPALLE-517325

1. Rate the events participated by your ward such as Guest Lectures/Workshops/Seminars/Webinars to enrich the Curriculum.



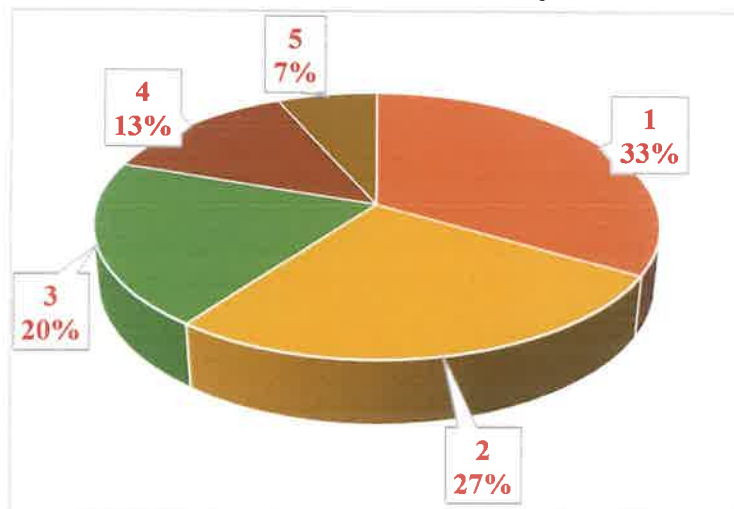
5	84
4	15
3	26
2	84
1	0

2. Rate the Internship undergone by your ward to fill the gap in the curriculum



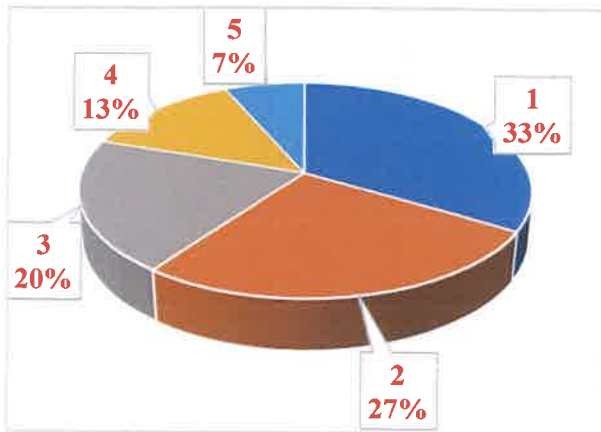
5	83
4	71
3	0
2	72
1	0

3. Rate the MOUs linked with Industry.



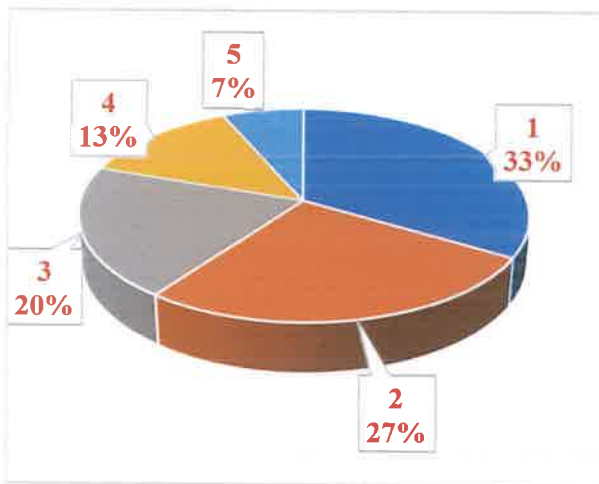
5	82
4	70
3	0
2	71
1	0

4. Rate the Industrial visits undergone by your ward to enrich the curriculum



5	81
4	69
3	0
2	70
1	0

5. Rate the Additional courses / Training / Certificate Courses provided by the Institution to your ward.



5	81
4	69
3	0
2	69
1	0

Faculty Incharge  
Dr. V B Thurai Raaj

HOD/EEE  
Dr. Manavaalan G

PRINCIPAL  
Madanapalle Institute of  
Technology & Science  
MADANAPALLE-517325



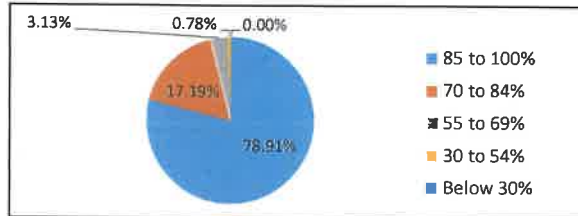
**DEPARTMENT OF ELECTRICAL AND ELECTRICAL ENGINEERING**

**Feedback on Student Satisfaction Survey (SSS) on Teaching Learning Process for AY 2025-26**

**Total N.o of Responses:** 128

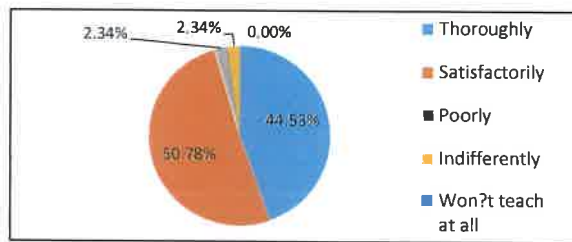
**1 How much of the syllabus was covered in the class?**

Syllabus	Count	Percentage
85 to 100%	101	78.91%
70 to 84%	22	17.19%
55 to 69%	4	3.13%
30 to 54%	1	0.78%
Below 30%	0	0.00%



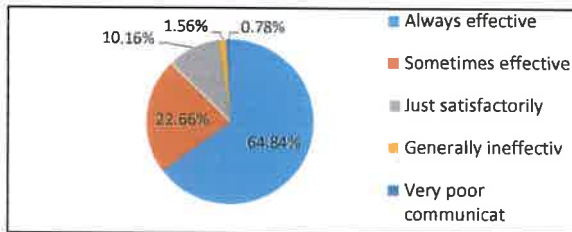
**2 How well did the teachers prepare for the classes?**

Category	Count	Percentage
Thoroughly	57	44.53%
Satisfactorily	65	50.78%
Poorly	3	2.34%
Indifferently	3	2.34%
Won't teach at all	0	0.00%



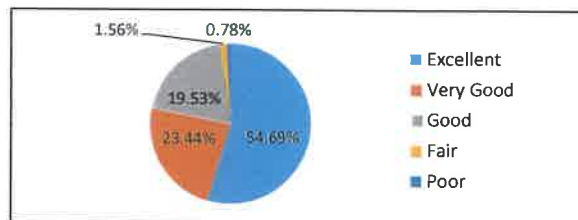
**3 How well were the teachers able to communicate?**

Category	Count	Percentage
Always effective	83	64.84%
Sometimes effective	29	22.66%
Just satisfactorily	13	10.16%
Generally ineffectiv	2	1.56%
Very poor communicat	1	0.78%



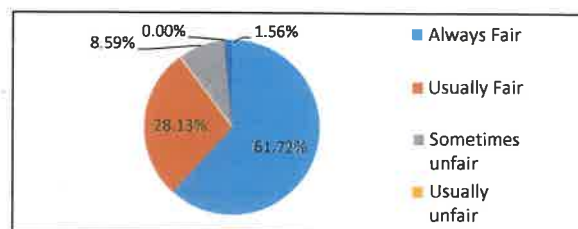
**4 The teacher's approach to teaching can best be described as**

Category	Count	Percentage
Excellent	70	54.69%
Very Good	30	23.44%
Good	25	19.53%
Fair	2	1.56%
Poor	1	0.78%



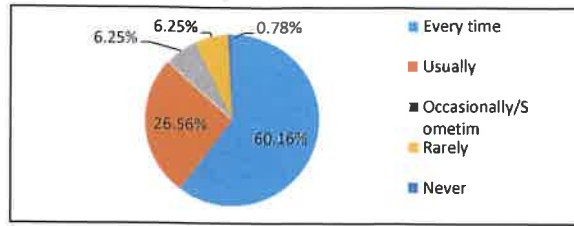
**5 Fairness of the internal evaluation process by the teachers**

Category	Count	Percentage
Always Fair	79	61.72%
Usually Fair	36	28.13%
Sometimes unfair	11	8.59%
Usually unfair	0	0.00%
unfair	2	1.56%



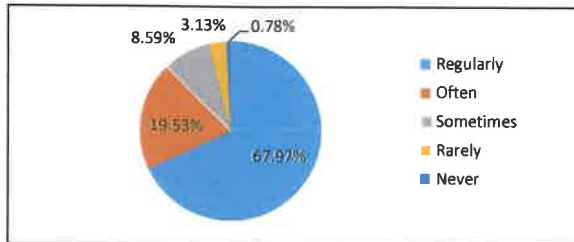
**6 Was your performance in assignments discussed with you?**

	Count	Percentage
Every time	77	60.16%
Usually	34	26.56%
Occasionally/Sometim	8	6.25%
Rarely	8	6.25%
Never	1	0.78%



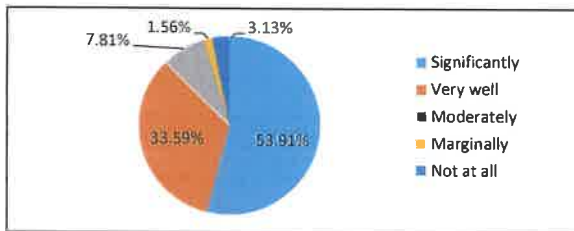
**7 The institute takes active interest in promoting internship, student exchange, field visit opportunities for students.**

	Count	Percentage
Regularly	87	67.97%
Often	25	19.53%
Sometimes	11	8.59%
Rarely	4	3.13%
Never	1	0.78%



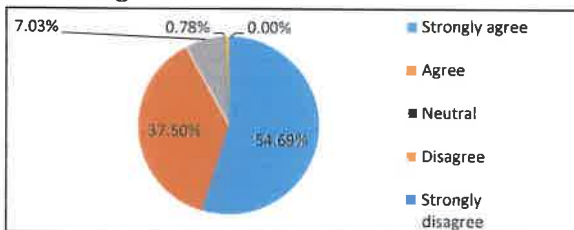
**8 The teaching and mentoring process in your institution facilitates you in cognitive, social and emotional growth.**

	Count	Percentage
Significantly	69	53.91%
Very well	43	33.59%
Moderately	10	7.81%
Marginally	2	1.56%
Not at all	4	3.13%



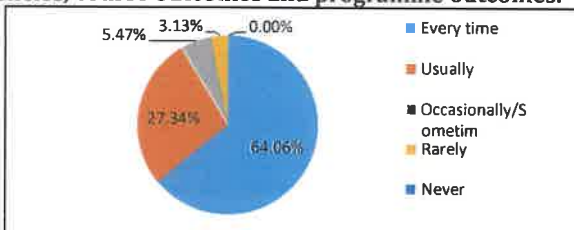
**9 The institution provides multiple opportunities to learn and grow.**

	Count	Percentage
Strongly agree	70	54.69%
Agree	48	37.50%
Neutral	9	7.03%
Disagree	1	0.78%
Strongly disagree	0	0.00%



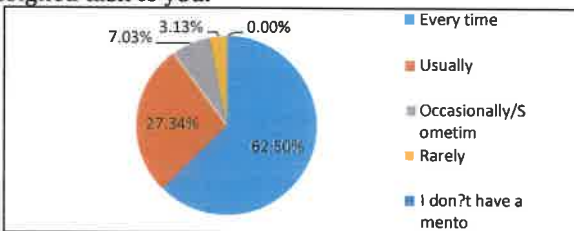
**10 Teachers inform you about your expected competencies, course outcomes and programme outcomes.**

	Count	Percentage
Every time	82	64.06%
Usually	35	27.34%
Occasionally/Sometim	7	5.47%
Rarely	4	3.13%
Never	0	0.00%



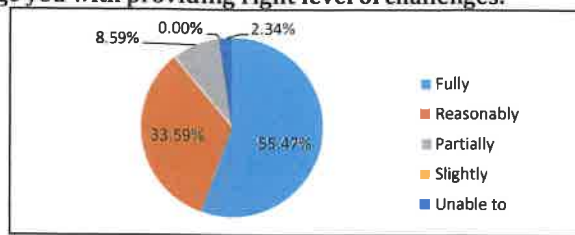
**11 Your mentor does a necessary follow-up with an assigned task to you.**

	Count	Percentage
Every time	80	62.50%
Usually	35	27.34%
Occasionally/Sometim	9	7.03%
Rarely	4	3.13%
I don't have a mento	0	0.00%



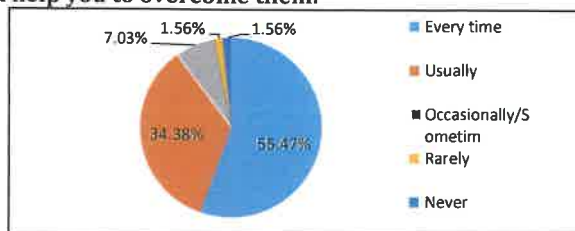
**12 The teachers identify your strengths and encourage you with providing right level of challenges.**

	Count	Percentage
Fully	71	55.47%
Reasonably	43	33.59%
Partially	11	8.59%
Slightly	0	0.00%
Unable to	3	2.34%



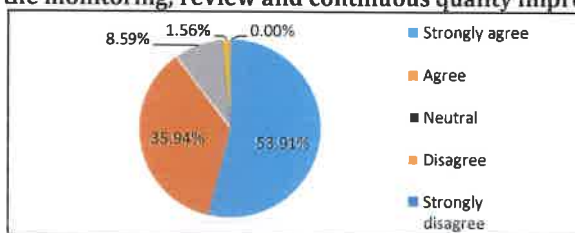
**13 Teachers are able to identify your weaknesses and help you to overcome them.**

	Count	Percentage
Every time	71	55.47%
Usually	44	34.38%
Occasionally/Sometim	9	7.03%
Rarely	2	1.56%
Never	2	1.56%



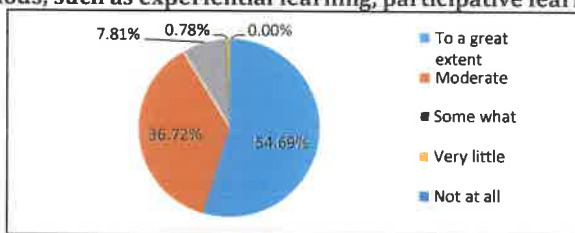
**14 The institution makes effort to engage students in the monitoring, review and continuous quality improvement**

	Count	Percentage
Strongly agree	69	53.91%
Agree	46	35.94%
Neutral	11	8.59%
Disagree	2	1.56%
Strongly disagree	0	0.00%



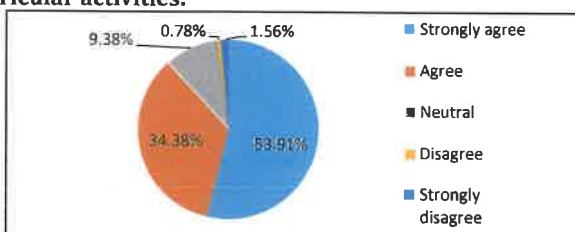
**15 The institution/ teachers use student centric methods, such as experiential learning, participative learning and**

	Count	Percentage
To a great extent	70	54.69%
Moderate	47	36.72%
Some what	10	7.81%
Very little	1	0.78%
Not at all	0	0.00%



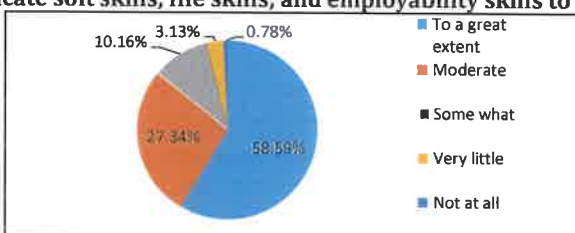
**16 Teachers encourage you to participate in extracurricular activities.**

	Count	Percentage
Strongly agree	69	53.91%
Agree	44	34.38%
Neutral	12	9.38%
Disagree	1	0.78%
Strongly disagree	2	1.56%



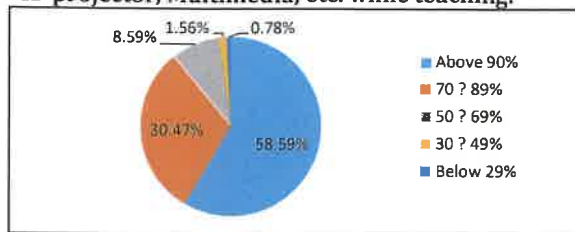
**17 Efforts are made by the institute/teachers to inculcate soft skills, life skills, and employability skills to make**

	Count	Percentage
To a great extent	75	58.59%
Moderate	35	27.34%
Some what	13	10.16%
Very little	4	3.13%
Not at all	1	0.78%



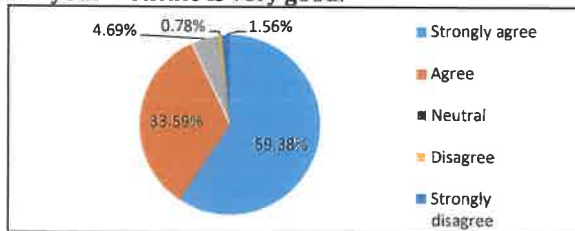
**18 What percentage of teachers use ICT tools such as LCD projector, Multimedia, etc. while teaching.**

	Count	Percentage
Above 90%	75	58.59%
70 ? 89%	39	30.47%
50 ? 69%	11	8.59%
30 ? 49%	2	1.56%
Below 29%	1	0.78%



**19 The overall quality of the teaching-learning process in your institute is very good.**

	Count	Percentage
Strongly agree	76	59.38%
Agree	43	33.59%
Neutral	6	4.69%
Disagree	1	0.78%
Strongly disagree	2	1.56%



Signature of the Coordinator  
Dr. V B Thurai Raaj

HOD /EEE  
Dr. G. Manavaalan

PRINCIPAL  
Madanapalle Institute of  
Technology & Science  
MADANAPALLE-517325



**MADANAPALLE INSTITUTE OF TECHNOLOGY & SCIENCE**  
 (UGC-AUTONOMOUS INSTITUTION)  
 Affiliated to JNTUA, Ananthapuramu & Approved by AICTE, New Delhi  
 NAAC Accredited with A+ Grade, NIRF India Rankings 2024 - Band: 201-300 (Engg.)  
 NBA Accredited - B.Tech. (CIVIL, CSE, ECE, EEE, MECH,CST), MBA & MCA



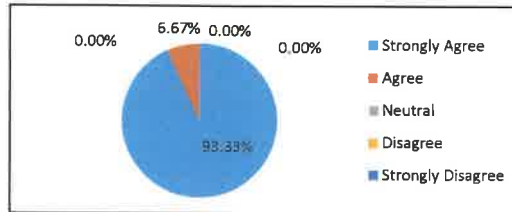
**DEPARTMENT OF ELECTRICAL AND ELECTRONIS ENGINEERING**

**Feedback on Curriculum, Teaching & Learning from Faculty for AY 2025-26**

**Total N.o of Responses: 15**

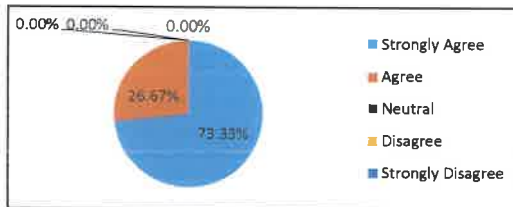
**1 The curriculum has been updated from time to time.**

	Count	Percentage
Strongly Agree	14	93.33%
Agree	1	6.67%
Neutral	0	0.00%
Disagree	0	0.00%
Strongly Disagree	0	0.00%



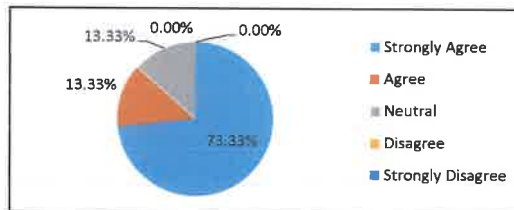
**2 The system followed by the college for the design and development of curriculum is effective.**

	Count	Percentage
Strongly Agree	11	73.33%
Agree	4	26.67%
Neutral	0	0.00%
Disagree	0	0.00%
Strongly Disagree	0	0.00%



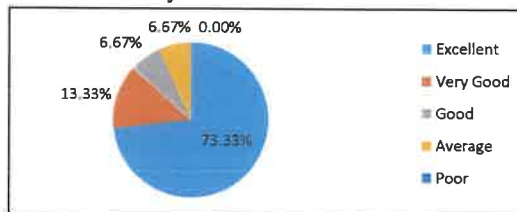
**3 Employability is given weightage in curriculum design and development.**

	Count	Percentage
Strongly Agree	11	73.33%
Agree	2	13.33%
Neutral	2	13.33%
Disagree	0	0.00%
Strongly Disagree	0	0.00%



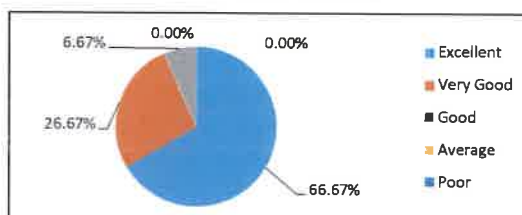
**4 Sufficient number of prescribed books are available in the library**

	Count	Percentage
Excellent	11	73.33%
Very Good	2	13.33%
Good	1	6.67%
Average	1	6.67%
Poor	0	0.00%



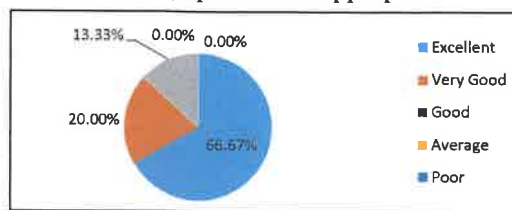
**5 I have freedom to adopt modern ICT Tools & Techniques for effective course delivery**

	Count	Percentage
Excellent	10	66.67%
Very Good	4	26.67%
Good	1	6.67%
Average	0	0.00%
Poor	0	0.00%



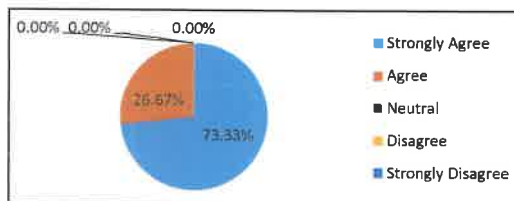
**6 The books prescribed/listed as reference materials are relevant, updated and appropriate**

	Count	Percentage
Excellent	10	66.67%
Very Good	3	20.00%
Good	2	13.33%
Average	0	0.00%
Poor	0	0.00%



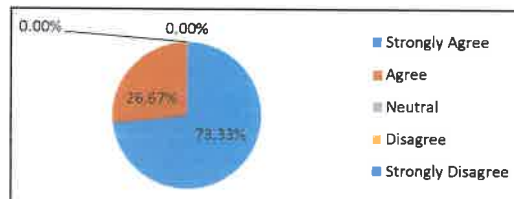
**7 Board of studies is actively involving to ensure the relevance of the programme offered in the department.**

	Count	Percentage
Strongly Agree	11	73.33%
Agree	4	26.67%
Neutral	0	0.00%
Disagree	0	0.00%
Strongly Disagree	0	0.00%



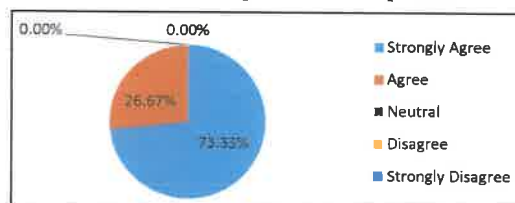
**8 Representation from industry in Boards of studies is helpful in designing and improving the syllabi based on latest technological evolution**

	Count	Percentage
Strongly Agree	11	73.33%
Agree	4	26.67%
Neutral	0	0.00%
Disagree	0	0.00%
Strongly Disagree	0	0.00%




**9 I am given enough freedom to contribute my ideas on curriculum design and development.**

	Count	Percentage
Strongly Agree	11	73.33%
Agree	4	26.67%
Neutral	0	0.00%
Disagree	0	0.00%
Strongly Disagree	0	0.00%



  
Signature of the Faculty  
Dr. V B Thurai Raaj

  
HOD / EEE  
Dr. G. Manavaalan

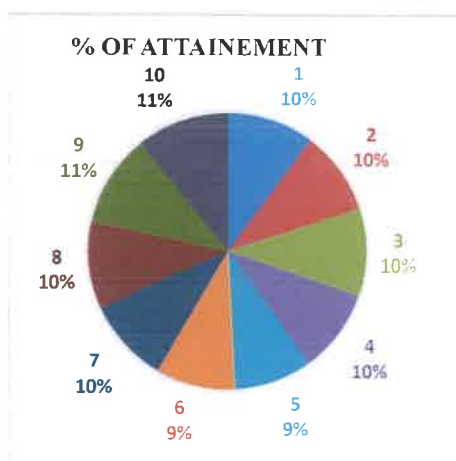
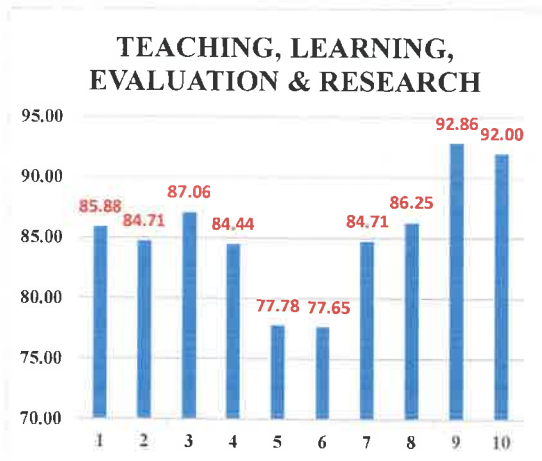
  
PRINCIPAL  
Madanapalle Institute of  
Technology & Science  
MADANAPALLE-517325

**MADANAPALLE INSTITUTE OF TECHNOLOGY & SCIENCE**  
(UGC-AUTONOMOUS)  
**DEPARTMENT OF ELECTRICAL & ELECTRONICS ENGINEERING**  
**Faculty Survey-2025-26**


Programme: B.Tech.

Branch : Electrical and Electronics Engineering

A-To a Great Extent B-To a Moderate Extent C-To a Slight Extent D-To a Very Extent E-To a Very little Extent												
FEEDBACK FROM FACULTY						A	B	C	D	E		
ON TEACHING, LEARNING, EVALUATION & RESEARCH									Attainm ent	% of Attainm ent		
1. The College is able to attract meritorious students:						12	1	2	1	1	0.86	85.88
2. Student-centered learning resources are available in the college:						11	3	1	0	2	0.85	84.71
3. The Central Library and Department Library are major sources of information:						11	4	0	1	1	0.87	87.06
4. The timings of the Library are convenient:						11	4	0	2	1	0.84	84.44
5. The procedure followed for acquiring new books, journals, and periodicals is appreciable:						9	4	1	2	2	0.78	77.78
6. The faculties are given the freedom to express their opinions:						10	2	1	1	3	0.78	77.65
7. The faculty are supported with adequate learning resources:						13	0	1	1	2	0.85	84.71
8. The faculty are encouraged to organize and participate in seminars, conferences, workshops, and Faculty Development Programmes:						12	0	2	1	1	0.86	86.25
9. The evaluation system followed by the college is effective:						11	2	0	1	0	0.93	92.86
10. The incentive scheme offered for publications, funded projects, consultancy, and patents is appreciable:						11	2	2	0	0	0.92	92.00



  
**Faculty Incharge**  
Dr. V B Thurai Raaj

  
**HOD/EEE**  
Dr. G. Manavaalan

  
**PRINCIPAL**  
Madanapalle Institute of  
Technology & Science  
MADANAPALLE-517325

**MADANAPALLE INSTITUTE OF TECHNOLOGY & SCIENCE**  
 (UGC-AUTONOMOUS)  
**DEPARTMENT OF ELECTRICAL & ELECTRONICS ENGINEERING**  
**Faculty Survey-2025-26**

Programme: B.Tech.

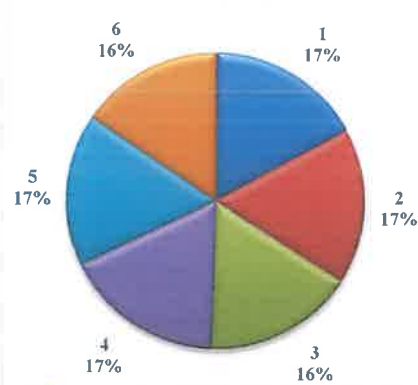
Branch : Electrical and Electronics Engineering

A-To a Great Extent	B-To a Moderate Extent	C-To a Slight Extent	D-To a Very Extent	E-To a Very little Extent							
FEEDBACK FROM FACULTY					A	B	C	D	E		
<b>ON INFRASTRUCTURE</b>										Attainment	% of Attainment
1. The class rooms and furniture available are adequate	8	3	1	0	1	0.86	86.15				
2. The buildings and furniture are well maintained	8	3	1	0	1	0.86	86.15				
3. The labs are adequately equipped (wherever applicable)	7	3	2	0	1	0.83	83.08				
4. The infrastructure available in the department is optimally used.	9	2	1	0	1	0.88	87.69				
5.Safe drinking water is available	7	4	1	0	1	0.85	84.62				
6. Sports infrastructure is adequate	6	3	2	1	1	0.78	78.46				

**INFRASTRUCTURE**



**% of Attainment**



*[Signature]*  
**Faculty Incharge**  
 Dr. V B Thurai Raaj

*[Signature]*  
**HOD/EEE**  
 Dr. G. Manavaalan

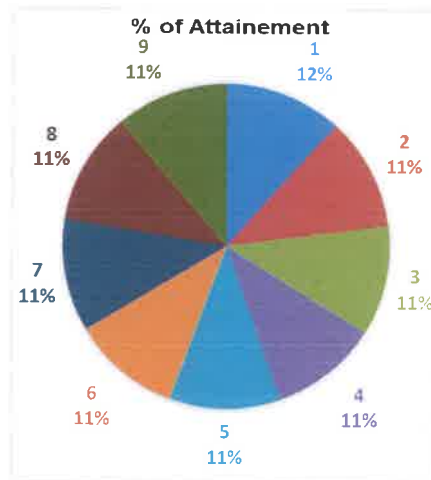
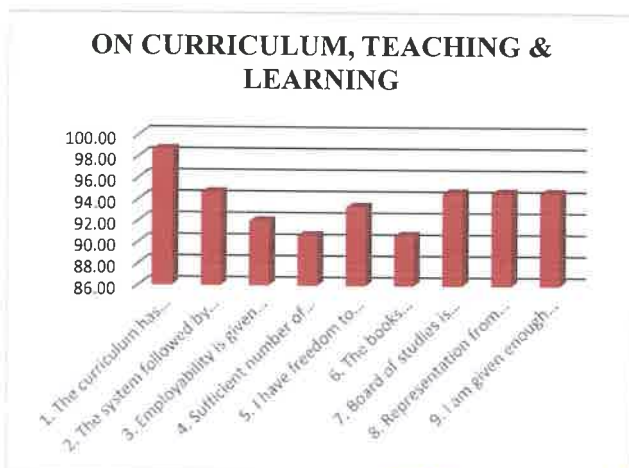
*[Signature]*  
**PRINCIPAL**  
 Madanapalle Institute of  
 Technology & Science  
 MADANAPALLE-517325

**MADANAPALLE INSTITUTE OF TECHNOLOGY & SCIENCE**  
(UGC-AUTONOMOUS)  
**DEPARTMENT OF ELECTRICAL & ELECTRONICS ENGINEERING**  
**Faculty Survey-2025-26**

Programme: B.Tech.

Branch : Electrical and Electronics Engineering

A-Strongly Agree/Excellent B-Agree/Very Good C- Neutral/Good D-Disagree/Average E-Strongly Disagree/Poor							
FEEDBACK FROM FACULTY	A	B	C	D	E	Attainment	% of Attainment
<b>ON CURRICULUM, TEACHING &amp; LEARNING</b>							
1. The curriculum has been updated from time to time.	14	1	0	0	0	0.99	98.67
2. The system followed by the college for the design and development of curriculum is effective	11	4	0	0	0	0.95	94.67
3. Employability is given weightage in curriculum design and development.	11	2	2	0	0	0.92	92.00
4. Sufficient number of prescribed books are available in the library	11	2	1	1	0	0.91	90.67
5. I have freedom to adopt modern ICT Tools & Techniques for effective course delivery	11	3	1	0	0	0.93	93.33
6. The books prescribed/listed as reference materials are relevant, updated and appropriate	10	3	2	0	0	0.91	90.67
7. Board of studies is actively involving to ensure the relevance of the programme offered in the department	11	4	0	0	0	0.95	94.67
8. Representation from industry in Boards of studies is helpful in designing and improving the syllabi based on latest technological evolution	11	4	0	0	0	0.95	94.67
9. I am given enough freedom to contribute my ideas on curriculum design and development	11	4	0	0	0	0.95	94.67



*(Signature)*  
**Faculty Incharge**  
Dr. V B Thurai Raaj

*(Signature)*  
**HOD/EEE**  
Dr. G. Manavaalan

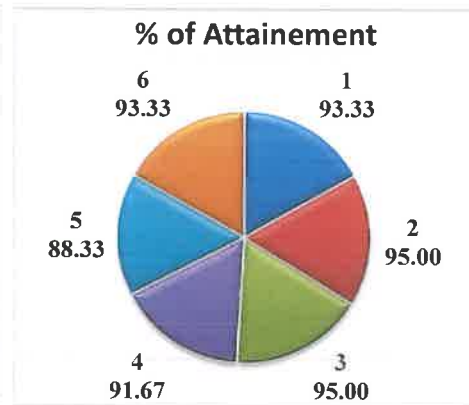
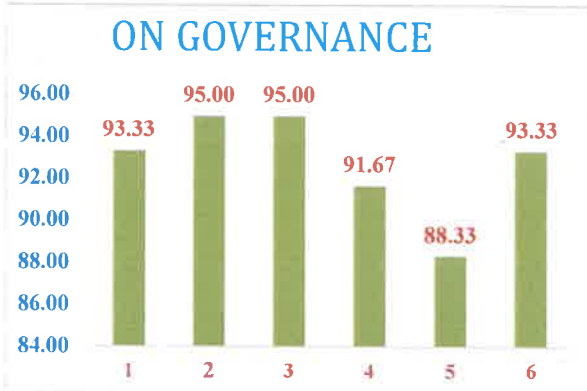
*(Signature)*  
**PRINCIPAL**  
Madanapalle Institute of  
Technology & Science  
MADANAPALLE-517325

**MADANAPALLE INSTITUTE OF TECHNOLOGY & SCIENCE**  
(UGC-AUTONOMOUS)  
**DEPARTMENT OF ELECTRICAL & ELECTRONICS ENGINEERING**  
**Faculty Survey-2025-26**

Programme: B.Tech.

Branch : Electrical & Electronics Engineering

A-To a Great Extent	B-To a Moderate Extent	C-To a Slight Extent	D-To a Very Extent	E-To a							
FEEDBACK FROM FACULTY					A	B	C	D	E	Attainment	% of Attainment
<b>ON GOVERNANCE</b>											
1. The MoUs entered by the college enhance the scope for mutual cooperation with institutions and research organizations of repute:	8	4	0	0	0	0.93	93.33				
2. The administration is sincerely putting efforts for the development of the institution:	10	1	1	0	0	0.95	95.00				
3. The quality initiatives taken up during the last academic year are contributing to improvement:	10	1	1	0	0	0.95	95.00				
4. The IQAC is working well for promoting quality in the institution:	8	3	1	0	0	0.92	91.67				
5. The faculties are given the freedom to express their opinions:	8	2	1	1	0	0.88	88.33				
6. The administrative team is accessible:	9	2	1	0	0	0.93	93.33				



  
**Faculty Incharge**  
Dr. V B Thurai Raaj

  
**HOD/EEE**  
Dr. G. Manavaalan

  
**PRINCIPAL**  
Madanapalle Institute of  
Technology & Science  
MADANAPALLE-517325



**MADANAPALLE INSTITUTE OF TECHNOLOGY & SCIENCE**  
(UGC-AUTONOMOUS INSTITUTION)

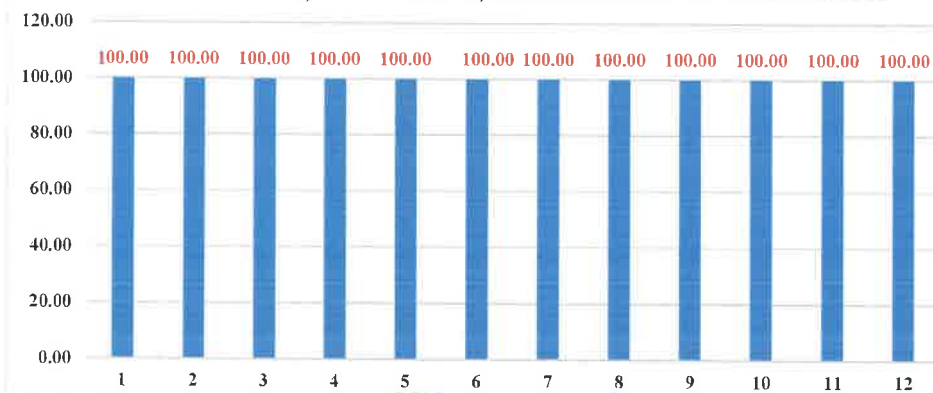
Affiliated to JNTUA, Ananthapuramu & Approved by AICTE, New Delhi  
NAAC Accredited with A+ Grade, NIRF India Rankings 2024 - Band: 201-300 (Engg.)  
NBA Accredited - B.Tech. (CIVIL, CSE, ECE, EEE, MECH,CST), MBA & MCA



A-To a Great Extent B-To a Moderate Extent C-To a Slight Extent D-To a Very Extent E-To a Very little Extent

<b>FEEDBACK OF WORK PLACE SATISFACTION</b>	<b>A</b>	<b>B</b>	<b>C</b>	<b>D</b>	<b>E</b>		
<b>From NON-TEACHING STAFF</b>						<b>Attainm ent</b>	<b>% of Attainm ent</b>
1. I am satisfied with my work environment	5	0	0	0	0	1.00	100.00
2. I am confident that the Institute can make my work-life more productive	5	0	0	0	0	1.00	100.00
3. The Institute provides opportunities for my professional development	5	0	0	0	0	1.00	100.00
4. I am satisfied with the opportunities of promotion/advancement in my job	5	0	0	0	0	1.00	100.00
5. We the colleagues help each other in fulfilling our responsibilities	5	0	0	0	0	1.00	100.00
6. I am familiar with the rules and regulations related to my job	5	0	0	0	0	1.00	100.00
7. I am satisfied with conveniences (like toilets, water, etc) available in the college	5	0	0	0	0	1.00	100.00
8. I am satisfied with the medical facilities provided by the Institution	5	0	0	0	0	1.00	100.00
9. The administration is receptive to my grievances	5	0	0	0	0	1.00	100.00
10. The information about salary slips/PF/allowances made available to me on time	5	0	0	0	0	1.00	100.00
11. I am satisfied with my contribution to the college	5	0	0	0	0	1.00	100.00
12. Duties are allocated uniformly and work is rationally distributed	5	0	0	0	0	1.00	100.00

**TEACHING, LEARNING, EVALUATION & RESEARCH**



*Dr. V B Thurai Raaj*  
**Faculty Incharge**  
Dr. V B Thurai Raaj

*Dr. G. Manavaalan*  
**HOD/EEE**  
Dr. G. Manavaalan

*P. Ramesh*  
**PRINCIPAL**  
Madanapalle Institute of  
Technology & Science  
MADANAPALLE



**MADANAPALLE INSTITUTE OF TECHNOLOGY & SCIENCE**  
(UGC-AUTONOMOUS INSTITUTION)

Affiliated to JNTUA, Ananthapuramu & Approved by AICTE, New Delhi  
NAAC Accredited with A+ Grade,

NBA Accredited - B.Tech. (CIVIL, CSE, CST, ECE, EEE, MECH), MBA & MCA.



**Electrical and Electronics Engineering**

**Feed Back on Facilities AY 2025-26**

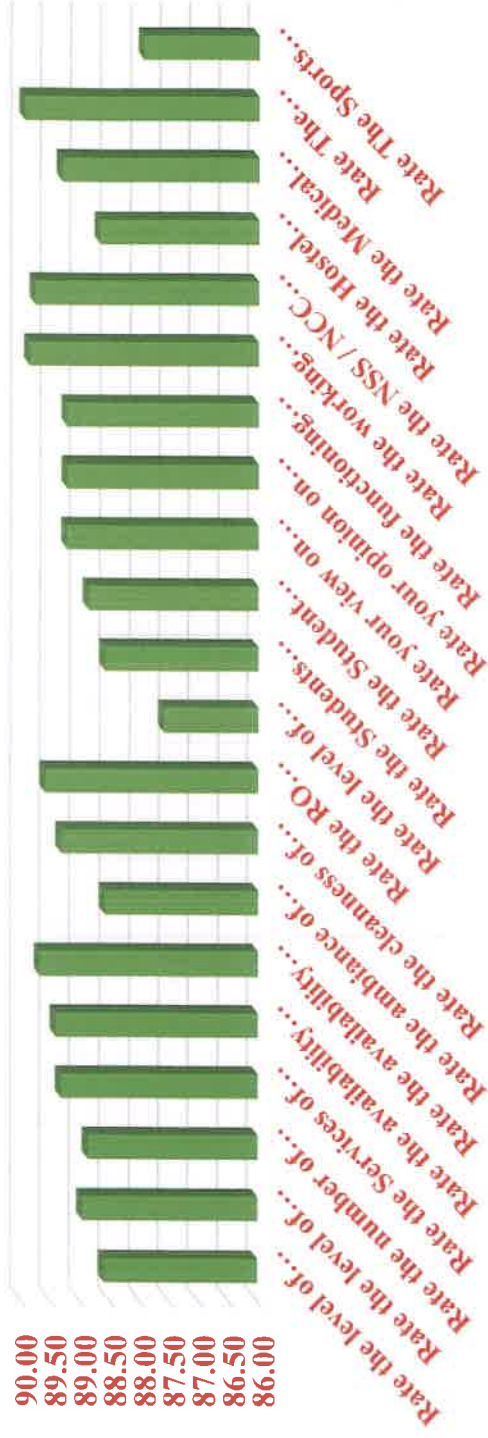
**A- Strongly Agree B- Agree C- Neutral D- Disagree E- Strongly Disagree**

**From Students**

	A	B	C	D	E	Attainment	% of Attn.
1	134	65	11	5	6	0.89	88.60
2	137	58	17	6	3	0.89	88.96
3	133	64	15	7	2	0.89	88.87
4	137	62	13	6	3	0.89	89.32
5	137	64	11	5	4	0.89	89.41
6	139	61	13	5	3	0.90	89.68
7	130	68	16	2	5	0.89	88.60
8	140	55	17	7	2	0.89	89.32
9	137	61	18	2	3	0.90	89.59
10	131	59	19	8	4	0.88	87.60
11	127	72	16	2	4	0.89	88.60
12	135	65	11	4	6	0.89	88.87

13	Rate your view on Social Services offered by MITS	132	67	17	2	3	0.89	89.23
14	Rate your opinion on Grievance and redressal mechanism in MITS	135	63	16	4	3	0.89	89.23
15	Rate the functioning of Training & Placement Cell In MITS	133	69	11	4	4	0.89	89.23
16	Rate the working condition of Laboratory Equipments	138	63	14	3	3	0.90	89.86
17	Rate the NSS / NCC Activities of MITS	138	64	12	3	4	0.90	89.77
18	Rate the Hostel Facilities in MITS	131	69	13	2	6	0.89	88.69
19	Rate the Medical Facilities in MITS Campus	134	68	12	2	5	0.89	89.32
20	Rate The Transportation Facilities in MITS	138	65	12	2	4	0.90	89.95
21	Rate The Sports Facilities in MITS	129	70	11	3	8	0.88	87.96

### Feed Back on Facilities from Students



Faculty Incharge

*(Signature)*

Dr. V B Thurai Raaj

HoD

*(Signature)*

Dr. Manavaalan G

*(Signature)*

PRINCIPAL  
Madanapalle Institute of  
Technology & Science  
MADANAPALLE